



RULES FOR REINING EVENTS

2nd edition effective 1st January 2005

**Updated with Rule Changes &
Corrections approved by the Bureau,
November 2007**

Fédération Equestre Internationale
Avenue Mon-Repos 24
1005 Lausanne
Switzerland

t +41 21 310 47 47
f +41 21 310 47 60
e info@horsesport.org
www.horsesport.org

Printed in Switzerland/Imprimé en Suisse
Copyright © 2005 Fédération Equestre Internationale
Reproduction strictly reserved/Reproduction strictement réservée

Contents

	Articles	Pages
Preamble		4
Code of Conduct		5
Chapter I – Reining Introduction		
General	300	6
Chapter II – Reining Events		
Categories of International Reining Events	301	6
Qualification	302	8
Dress	303	8
Equipment	304	8
Invitations	305	9
Entries	306	10
Declaration of Starters	307	10
Draw for the order of Starting	308	10
Chapter III – Officials for Reining Events		
Duties of Officials	309	11
Appeal Committee	310	13
Scoring	311	13
Chapter IV – Veterinary Inspections and Examinations, Medication Control and Passports of Horses		
Veterinary Inspections and Examinations	312	19
Medication Control	313	19
Passports	314	19
Chapter V – Patterns		
Patterns	315	20
- Pattern 1		21
- Pattern 2		23
- Pattern 3		25
- Pattern 4		27
- Pattern 5		29
- Pattern 6		31
- Pattern 7		33
- Pattern 8		35
- Pattern 9		37
- Pattern 10		39
Freestyle Reining	316	41
Judging of Freestyle Reining	317	42

ANNEXES

Annex I:

Article 121 – Entries, General Regulations	44
--	----

Annex II:

Promotion of Judges	46
- International Candidate Judge	46
- International Judge	46
- Official International Judge	46
- Re-qualification of Judges	46

Annex III:

Veterinary Examinations, Inspections and Passport Controls	47
---	----

Annex IV:

Stable Security at Reining Events	50
-----------------------------------	----

Annex V:

Rules for Young Riders, Junior and Children Reining Events	51
---	----

Annex VI:

Categories of Reining Events, 1 January 2007	59
--	----

Preamble

The present Rules for Reining are the 2nd edition, effective 1st January 2005. As from the aforementioned date, all other texts covering the same matter (other editions and all other official documents) issued previously are superseded.

Although this booklet sets out the detailed Rules of the FEI governing International Reining, it must be read in conjunction with the Statutes and the General Regulations.

Every eventuality cannot be provided for in these Rules. In any unforeseen or exceptional circumstances, it is the duty of the Ground Jury to make a decision in a sporting spirit and approaching as nearly as possible to the intention of these Rules and of the General Regulations of the FEI.

Code of Conduct

The Fédération Equestre Internationale (FEI) expects all those involved in international equestrian sport to adhere to the FEI's Code of Conduct and to acknowledge and accept that at all times the welfare of the horse must be paramount and must never be subordinated to competitive or commercial influences.

1. At all stages during the preparation and training of competition horses, welfare must take precedence over all other demands. This includes good horse management, training methods, farriery and tack, and transportation.
2. Horses and competitors must be fit, competent and in good health before they are allowed to compete. This encompasses medication use, surgical procedures that threaten welfare or safety, pregnancy in mares and the misuse of aids.
3. Events must not prejudice horse welfare. This involves paying careful attention to the competition areas, ground surfaces, weather conditions, stabling, site safety and fitness of the horse for onward travel after the event.
4. Every effort must be made to ensure that horses receive proper attention after they have competed and that they are treated humanely when their competition careers are over. This covers proper veterinary care, competition injuries, euthanasia and retirement.
5. The FEI urges all involved with the sport to attain the highest levels of education in their areas of expertise.

A full copy of this Code can be obtained from the Fédération Equestre Internationale, Avenue Mon-Repos 24, CH-1000, Lausanne 5, Switzerland. Telephone: +41 2131 04747. The Code is available in English, French, Spanish, German and Arabic. The Code is also available on the FEI's website: www.horsesport.org.

Chapter I Reining Introduction

Article 300 General

1. Reining is a judged event designed to show the athletic ability of a western type horse in the confines of a show arena. In reining competition, competitors are required to run one of several approved patterns. Each pattern includes small slow circles, large fast circles, flying lead changes, roll backs over the hocks, 360 degree spins done in place, back ups and the exciting sliding stops that are the hallmark of the reining horse.
2. Horses may only start in one competition per day including National classes.
3. Competitors may take part in all International Categories of Reining events with horses belonging to owners of a different nationality.
4. Restrictions on Schooling horses
 - 4.1. All schooling must be in the designated arena(s)
 - 4.2. Immediately after the Horse Inspection:

Any horse(s) taking part in a CRI/CRIO may only be ridden by the Competitor who will ride the horse in the competition. The penalty for violating the rule shall be immediate disqualification.

Chapter II Reining Events

Article 301 Categories of International Reining Events

International Reining Events are divided into CRI (Concours de Reining International) and CRIO (Concours de Reining International Official)

1. CRIs
 - 1.1. They must comply with the requirements of the FEI General Regulations and the FEI Rules for Reining.
 - 1.2. In these events there must only be an official individual classification. CRIs can be run over one or two go-rounds.
 - 1.3. CRIs are defined in the FEI calendar as CRI 1* / CRI 2* / CRI 3* / CRI 4* as follows:

CRI with price money up to CHF 2.400	CRI 1*
CRI with price money CHF 2.401-9.000	CRI 2*
CRI with price money CHF 9.001-12.000	CRI 3*
CRI with price money exceeding CHF 12.001	CRI 4*

individuals in the Individual Championship.

4. Regional Games

If applicable for Reining, they must comply with the requirements of the FEI General Regulations and the FEI Rules for Reining and the requirements laid down by the various IOC affiliated Regional Games Associations.

5. Breed specific CRIs – CRI Br.

The purpose of the CRI Br is to allow Reining competitions being held by Breed Associations to be approved by the home NF and FEI.

Breed Associations such as; for example, American Quarter Horses, American Paint Horses, American Morgan Horses, and Arabian Horse Club of America may hold Breed specific CRIs. All participants and horses in a CRI-Br must be registered with the FEI and be members of a Breed association which is recognized and approved by their NF.

The General Rules for Reining apply and any specific rules and conditions for CRI Br will be published separately.

Article 302 Qualification

1. Any person from the year in which they reach their 18th birthday is allowed to take part in all Senior Reining events (CRIs, CRIOS and Championships) either as an individual or as a member of team.

1.1 The World and Continental Reining Championships are open to all competitors eligible according to published established qualification criteria - Certificate of Capability.

1.2. Certificate of Capability (CoC). For World and Continental Championships, a confirmation of capability for each rider/horse combination is required from NFs for all entered riders based on results at CRIs and CRIOS. Minimum qualification standards will be established by the FEI from case to case for all FEI World and Continental Championships.

2. To be qualified, horses must be at least 6 years old. Mares obviously in advanced pregnancies and with foal at foot cannot be entered.

Article 303 Dress

All Competitors must wear appropriate western attire while competing; this would include a long sleeve shirt with collar, cowboy boots and western hat or safety helmet.

Article 304 Equipment

1. References to a bit mean the use of a curb bit that has a solid or broken mouthpiece, has shanks and acts with leverage. All curb bits must be free of mechanical device and should be considered a standard western bit. A standard western bit includes:

1.1. 21.5 cms maximum length shank. (A guide to measurement is published in the FEI Reining Judges Guide). Shanks may be fixed or loose.

1.2. Concerning mouthpieces, bars must be round, oval or egg-shaped, smooth and unwrapped metal of 0.6 cms to 1.9 cms diameter, measured 2.5 cms from the cheek. They may be inlaid, but must be smooth or latex wrapped. Nothing may protrude below the mouthpiece (bar), such as extensions, prongs or wire rings.

1.3. The port must be no higher than 8.9 cms maximum, with rollers and covers acceptable. Broken mouthpieces, half-breeds, and spades are standard.

1.4. Slip or gag bits, donuts or flat polo mouthpieces are not acceptable.

2. Except for Freestyle Classes, only one hand may be used on the reins, and the hand must not be changed. The hand is to be around the reins; index finger only between split reins is permitted. Violation of this rule results in a penalty score of zero (0).

3. When a curb bit is used, a curb strap or curb chain is required. It must be at least 1.27cms wide, lie flat against the jaw, be free of barbs, wire and/or twists.

4. Only equipment allowed in competitions is permitted in warm-up and exercise areas.

Article 305 Invitations

1. CRIs

The number of officials and competitors, ~~whether competing as individuals or as members of an unofficial team,~~ to whom hospitality will be extended is at the discretion of the Organizing Committee. The number of individuals, which can be accepted, will be stated in the official invitation to foreign National Federations.

2. CRIOs, and Championships

Four competitors and four horses plus one reserve rider/horse combination, a non-riding Chef d'Equipe and a veterinary surgeon must be included in the official invitation to the National Federation concerned.

A National Federation that is not able to send a team may send up to 2 individual riders and 2 horses.

3. The Organising Committee of a CRI, CRIO and Championship must accept one groom per competitor.

4. No additional individual riders are allowed in addition to Teams.

With regard to the number of teams required for Championships Article 108 of the General Regulations apply;

4.1 Substitutions

~~Refer to General Regulations. Art. 126.~~ **For Championships, the Organising Committee and FEI will decide on the last date and time for substitutions at Championships. This date and time has to be**

before the Horse Inspection and substitutions for definitely entered riders and horses including reserve combinations can only be made with rider/horse combinations as entered in the Nominated entries. Following the Horse Inspection no further substitutions can be made but only reserve rider/horse combinations replace any combination as formally entered for the Team.

5. The Organising Committee of World and Continental Championships may accept responsibility for meeting the travelling and living expenses of all competitors, horses, grooms and team officials to be invited according to the Rules from the day before the First Horse Inspection until the day after the end of the Championships. This must be published in the schedule.

Article 306 Entries

1. The General Regulation apply (see Annex I).

Article 307 Declaration of Starters

1. Chefs d'Equipe must declare the members of teams and the names of individual competitors and their horses after the Veterinary Inspection and no later than 1 hour before the draw.

2. Replacements. In the event of an accident or illness of a competitor and/or horse declared as starter, this competitor and/or horse may, up to one hour before the start of the competition and on production of a certificate from a doctor and/or FEI Veterinary Delegate, after approval of the Ground Jury, be replaced by a reserve rider/horse combination (Team competition) ~~or another competitor and/or another horse formally entered (Individual competition). The competitor or horse withdrawn may not then start either as a member of a team or as an individual.~~ For substitutions of riders and horse combinations before the Horse Inspection see **see above (Art 305.4.1)**.
~~General regulations Art. 126.~~

Article 308 Draw for the order of Starting

CRI

1. There must be a separate draw for each competition. It shall be made in the presence of the President or a member of the Ground Jury, the Technical Delegate and the Chefs d' Equipe.

2. The draw for the order of starting in individual competitions should be made regardless of nationality. Should a competitor have more than one horse, the order of starting may have to be adjusted to ensure that a gap of at least five places is left between his/her horses.

CRIO / Championships

1. The draw for the order of starting in competitions including both team and individual competitors will be conducted in the following manner:

2. The Chef d'Equipe of each team will determine the starting order of team members within his team. The Chef d'Equipe must deliver to

the Event Director, at the latest one hour before the draw, in writing the order of go of the riders within his team.

3. Numbers equivalent to the total number of starters are placed in a bag or receptacle and a draw is made, regardless of nationality, for the starting position of each of the individual competitors.

4. Then the numbers equivalent to the total number of starting teams are placed in a bag, etc. and a draw is made for the starting order for each of the teams.

5. The starting list is made out with the individual riders placed in the positions they have drawn. The team competitors are then inserted in sequence in the remaining places.

6. The Starting order for the individual competition at CRIOs and Championships shall be as follows:

Individual Final: In reverse order of result from the Team Competition and first Individual qualifying competition. Ties will be broken by a draw to be conducted by the OC.

7. Each horse keeps the same identification number received on arrival throughout the competition. It is compulsory that this number be worn by the horse or the competitor while actively competing and at any time while working in the exercise and schooling areas (from the time of their arrival until the end of the Event) so that they can be identified by all Officials including the Stewards. Failure to display this number incurs a first warning and, in the case of a repeated offence, a fine imposed on the competitor by the Ground Jury or Appeals Committee.

Chapter III Officials for Reining Events (Annex II)

Article 309 Duties of Officials

1. Ground Jury

The following requirements will apply

CRI 1* Minimum 1 FEI Judge, who does not need to be foreign

CRI 2* Minimum of 2 FEI Judges, who do not need to be foreign

CRI 3* Minimum of 3 FEI Judges, one of which shall be foreign

CRI 4* 5 FEI Judges, at least two must be foreign

CRIO 3* Minimum of 3 FEI Judges, one of which shall be foreign

CRIO 4* 5 FEI Judges, at least two must be foreign

1.1. At Championships, Masters Finals and Regional Games the Ground Jury must consist of five members, the President included **plus one equipment judge**, and all Judges must be appointed by the FEI ~~Reining Committee~~.

1.2. The marks of all 5 Judges are taken into consideration with the top and bottom scores dropped. When two or three judges are used all count.

1.3. Each Judge must be assisted by a secretary/scribe speaking the same language.

1.4. For **CRIOs 4***, the President and the other members of the Jury are appointed by the NF and the Organizing Committee, in agreement with the FEI, from the FEI list of Judges, two of whom must be foreign.

1.5. For CRIs 3*, the President and the other members of the Jury are appointed by the NF or the Organizing Committee, in agreement with the FEI, from the FEI lists of Judges one of whom must be foreign.

1.6. For CRIs 1* and CRIs 2*, the President and the other members of the Jury are appointed by the NF or the Organizing Committee from the FEI lists of Judges. In addition one National Judge and/or NRHA certified judge may also be used.

1.7. A President or a member of a Jury is considered to be a Foreign Judge if he/she is of different nationality to that in which the international event is taking place.

1.8. All Judges of a Jury must speak at least one of the official languages (**English**) of the FEI and if possible understand the other (**French**).

1.9 FEI Reining Officials including Appeal Committee members are not permitted to compete in non-FEI classes at the same event or at National events where they officiate in case of possible conflict of interest.

1.10. Foreign Judge

At CRIOs and CRIs 3*/4* the President or a member of the Ground Jury will act as Foreign Judge and will be required to complete a Foreign Judge's Report. The Foreign Judge must be identified in the schedule.

1.11 Technical Delegate

The FEI will appoint a Technical Delegate in addition to the Ground Jury for Championships.

2. Veterinary Delegate:

2.1. At all FEI Reining events, an FEI Veterinary Delegate is required as per FEI Veterinary Regulations (Art. 1007).

3. Chief Steward:

3.1. The Chief Steward is responsible for the organisation of stewarding throughout the event;

3.2. The Chief Steward must ensure that stable security is adequate for the level of event;

3.3. The Chief Steward assists the Organising Committee and Ground Jury, conducts all defined functions during a competition such as veterinary inspections and examinations, opening and closing ceremonies or any required organised function within the competition.

3.4. The Chief Steward is responsible for the overall security and welfare of participants at the event. He/she must liaise closely with the President of the Ground Jury, and the President of the Veterinary Commission/Veterinary Delegate.

4. Equipment Judge:

An Equipment judge may be appointed in addition to the number of judges as per 309.1 above.

The duties of the Equipment judge are:

4.1 ~~To inspect the Horse and Equipment following each run.~~ **To inspect the Horse and Equipment prior to and/or following each run.**

a) Notify the Chair Judges scoring the event of possible No-Score penalty infractions.

b) Call only those infractions which are obvious. Unclear or borderline calls should receive the benefit of doubt.

c) The Chair Judges should be notified and shown the infraction as soon as practical (when the next horse finishes its run). In the case of illegal equipment, the Equipment Judge may wait until the next drag to involve the other Judges, provided the rider is willing to leave the equipment with the Equipment Judge. If riders fail to do so they are immediately eliminated.

4.2. To serve as the Alternate Judge when needed.

a) When a Chair Judge cannot fulfil their responsibilities to judge the event, the Equipment Judge is the alternate. The Organizing Committee may choose to replace the Equipment Judge or have the horse and equipment inspected in the arena by a Chair Judge.

b) Situations that may result in the Organizing Committee choosing to replace a Chair Judge may include but are not limited to the following:

- Late arrival or being unable to get to the show.

- Illness either before or during the show.

- Conflicts of interest between a Judge and a rider or owner.

c) It must be noted that shows using National officials/non FEI judges as Equipment Judges cannot use them as an alternate Chair Judge.

4.3. To work with the Organising Committee to control the gate area and to assist riders.

a) Riders may choose to have their equipment inspected prior to competition. However, this does not preclude the requirement of the Equipment Judge to inspect the horse and equipment following the run.

b) To assist in keeping the gate area clear and in safe order.

c) Prevent and report any abuse or unsportsmanlike behaviour by a rider, owner, assistant or spectator.

Article 310 Appeal Committee

The General Regulations apply. An Appeal Committee is only required for CRIOS, Championships and Masters Finals. See General Regulations Art 154, 164 and Appendix E.

Article 311 Scoring

1. The scoring will be on a basis of 0-Infinity, with 70 denoting an average performance. The individual manoeuvres are scored in ½ point increments

from a low of -1 ½ to a high of +1 ½ with a score of 0 denoting a manoeuvre that is correct with no degree of difficulty. Scores will be announced after each horse works.

2. Ties. ~~Any~~ **All** ties for 1st place will be worked off **in Championships, CRIOS and Finals**, using the same pattern and order of go as was used during the event, however, there will not be more than one run off. **Working off ties is optional for all other CRIs. Ties for 1st place will be worked off, except in the instance where both entrants have agreed to satisfactorily break the tie without the use of a run-off.** Any ties for 1st place will be worked off, except in the instance where added money is less than CHF 2'000.- and where both entrants have agreed to satisfactorily break the tie without the use of a run-off. A horse not returning for a run-off without such an agreement will forfeit 1st place money and be awarded 2nd place money regardless of the added monies. Competitors disqualified in a work-off cannot be placed any lower than the lowest position for which he/she was tied, i.e., 1st, 2nd, and 3rd, in case of disqualification; the horse would be placed 3rd. All other ties are not worked off and will involve, as many places as there are horses tied, e.g., 4th, 5th, 6th, and 7th. The prize money for the divided placings is split equally between the dividing competitors.

2.1. In the event of a tie following the finals of a five-judge event, the following tie breaking procedures will apply:

2.1.1. A run off;

2.1.2. If the competitors are still tied, all 5 (five) judges scores from the run off will be tallied to determine the winner;

2.1.3. If there is still a tie, all 5 (five) judges scores from the Finals will be tallied to determine the winner;

2.1.4. If there is still a tie, all 5 (five) judges scores from the go-rounds will be tallied to determine the winner;

2.1.5. If a tie still exists, the tied competitors will be placed equally;

2.1.6. Ties at Continental and World Championships.

Teams: In case of equality of scores for the teams in the Team classification it is decided to break ties as follows for Gold and Silver team medals;

1) The scores from all 5 judges are added for the 3 counting team members.

If still tied:

2) The scores are added from the 3 counting judges for the 3rd horse.

If still tied:

3) The scores are added from the 3 counting judges for the 2nd horse.

If still tied:

4) The scores are added from the 3 counting judges for the 1st horse.

Individuals: In case if equality of scores in the individual competition it is decided to break ties in the following manner for the Gold and Silver medals.

1) There will be a run off for ties, using the same pattern and order of go as was used during the competition, however there will not be more than one run off.

If still tied after the run off:

2) The scores from all 5 judges are added to determine the highest score.

If still tied:

3) The score of the President of the Ground Jury in the run off will decide.

If still tied: The score of judge 2 will decide

If still tied: The score of judge 3 will decide

If still tied: The score of judge 4 will decide

If still tied: The score of judge 5 will decide

Bronze medal: If two riders tie the score for the Bronze medal they will be placed equally 3rd. However, in case there are more than 2 competitors with the same score ties will be broken as from point 2 above.

3. The following will result in "no score", in addition to any other penalty, which may be imposed under the FEI General Regulations:

3.1. Abuse of animal in show arena and/or evidence that an act of abuse has occurred prior to or during the exhibition of a horse in competition;

3.2. Use of illegal equipment, including wire on bits, or curb chains;

3.3. Use of illegal bits or curb chains;

3.4. Use of tack collars, tie downs or nose bands;

3.5. Use of whips or bats;

3.6. Use of any attachment, which alters the movement of or circulation to the tail;

3.7. Failure to dismount and/or present horse and equipment to the appropriate judge for inspection;

3.8. Disrespect or misconduct by the competitor;

3.9. The judge(s) may excuse a horse at any time while in the arena for unsafe conditions or improper exhibition pertaining to either the horse and/or Competitor.

4. **Closed reins are not allowed except as standard romal reins.**

Excess rein may be straightened at any place that a horse is allowed to be completely stopped during a pattern. When using a romal, no fingers between the reins are allowed. The free hand may be used to hold the romal, provided it is held at least 16" from the reining hand and in a relaxed position. Use of the free hand while holding the romal, to alter the tension or length of the reins from the bridle to the reining hand, is considered to be use of two hands, and a score of 0 will be applied, **with the exception of any place a horse is allowed to be completely stopped during the pattern.**

5. The following will result in a score of 0:

5.1. Use of more than index or first finger between reins;

5.2. Use of two hands or changing hands;

5.3. Use of romal other than as outlined in Art. 311.4;

5.4. Failure to complete pattern as written;

- 5.5. Performing the manoeuvres other than in specified order;
 - 5.6. The inclusion of manoeuvres not specified including but not limited to;
 - 5.6.1. Backing more than two strides;
 - 5.6.2. A turn of more than 90 degrees;Exception. A complete stop in the first quarter of a circle after a canter departure is not to be considered an inclusion of manoeuvre; 2 point break of gait penalty would apply;
 - 5.7. Equipment failure that delays completion of pattern;
 - 5.8. Balking or refusal of command where ~~pattern~~ **performance** is delayed;
 - 5.9. Running away or failing to guide where it becomes impossible to discern whether the entry is on pattern;
 - 5.10. Jogging in excess of one-half circle or one-half the length of the arena while starting a circle, circling or exiting a rollback;
 - 5.11. Over spins of more than 1/4 turn;
 - 5.12. Fall to the ground by horse or Competitor. A horse is deemed to have fallen when its shoulder and/or hip and/or underline touches the ground.
 - 5.13 Dropping a rein that contacts the ground while the horse is in motion;
6. Neither a "no score" nor a 0 is eligible to place in a go round or class, but a 0 (zero) may advance in a multi-go event while a "no score" may not.
7. The following will result in a penalty of five (5) points:
- 7.1. Spurring in front of cinch;
 - 7.2. Use of either hand to instil fear or praise;
 - 7.3. Holding saddle with either hand;
 - 7.4. Blatant disobedience including kicking, biting, bucking, rearing and striking;
8. The following will result in a penalty of two points:
- 8.1. Break of gait;
 - 8.2. Freezing up in spins or rollbacks;
 - 8.3. On walk-in patterns, cantering prior to reaching the centre of the arena and/or failure to stop or walk before executing a canter departure;
 - 8.4. On run-in patterns, failure to be in a canter prior to reaching the first marker;
 - 8.5. If a horse does not completely pass the specified marker before initiating a stop position.
9. Starting or performing circles or eights out of lead will be judged as follows:
- 9.1. Each time a horse is out of lead, a judge is required to penalize by 1 point. The penalty for being out of lead is cumulative, and the judge will add 1 penalty point for each 1/4 of the circumference of a circle or any part thereof that a horse is out of lead.

9.2. A judge is required to penalize a horse 1/2 of a point for a delayed change of lead by one stride, where the lead change is required by the pattern description.

10. Deduct 1/2 point for starting circle at a jog or exiting rollbacks at a jog up to 2 strides. Jogging beyond 2 strides but less than 1/2 circle or 1/2 the length of the arena, deduct 2 points.

11. Deduct one-half (1/2) point for over or under spinning up to one-eighth (1/8) of a turn; deduct one (1) point for over or under spinning up to one-quarter (1/4) of a turn.

12. In patterns requiring a run-around, failure to be on the correct lead when rounding the end of the arena will be penalized as follows: For 1/2 the turn or less, 1 point; for more than 1/2 the turn, 2 points.

13. There will be a half point penalty for failure to remain a minimum of 20 feet from wall or fence when approaching a stop and/or rollback.

14. The Ground Jury may not confer as to any penalty or manoeuvre score prior to submitting a score. If a major penalty (a penalty which results in a no score, a 0, or a 5 point penalty) is unclear, Ground Jury members will submit his/her score and ask that the score be held, pending a conference and/or review of the official video ~~at the earliest appropriate time~~ **at the next drag or as soon as practical**. Should the Ground Jury determine via conference or official video replay that a penalty was incurred, it should be applied. If, however, no penalty occurred, the score will be announced as originally submitted. No Ground Jury member shall be required to change his/her score following a conference or official video replay. Each Ground Jury member's decision is an individual call and based on individual decision from a conference or official video replay. The use of official video equipment by the Ground Jury is only permissible if the Ground Jury has reason to believe that all entries have been videotaped.

15. The Ground Jury shall have the authority to remove any competitor from an event he/she is judging, should said competitor show any disrespect or misconduct as to render himself or the event in an unprofessional manner.

16. Pre-check and/or Post-check. Organising committees have the option of using a pre-check or a post-check or both. A pre-check system should not be used in a single judged event. When a pre-check is used, it is strongly recommended that there be a designated area in close proximity to the pre-check judge for the checked horses to remain until they enter the arena. When a pre-check is used, the presence of fresh blood or any other evidence that any act of abuse has occurred prior to the check will result in a no score. If illegal equipment is presented at the pre-check, the competitor will not receive a no-score, if he/she is able to correct the problem without delaying the class. If a checked horse leaves the field of vision of the pre-check judge prior to showing, the pre-check judge is to recheck the horse before allowing it to enter the arena. In this system the first two horses should be pre-checked 8-10 minutes before the class

begins, with all remaining horses checked when they are in-the-hole. It is suggested that the pre-check judge, as soon as the first three horses have been checked, develop the routine of checking each horse as it becomes the in-the-hole horse. This requires the judge to keep track of only two horses at any one time, the already examined on-deck and in-the hole horses. In addition, this allows each competitor time to regain composure and focus following the check, and it gives a competitor time to correct an equipment problem should one occur. Before entering the arena each horse will have a final walk around inspection. When a pre-check system is used, all officiating judges, including the pre-check judge, are compelled to call any acts of abuse to a horse while in the arena. If the situation arises where a chair judge calls a no score, the judge making the call should request that the competitor present his/her horse to the pre-check judge for inspection. If a no score is called, the competitor can accept or contest the call. If contested, the other judge(s) shall be called as soon as is practical to examine.

At post check, all Competitors must dismount and drop the bridle immediately after the performance. The bridle must be dropped by the Competitor or a designated representative. The bridle must be checked by the designated judge in the arena or in close proximity to the arena. Failure to comply will result in a no score.

17. The Ground Jury shall be the sole persons responsible to determine if a Competitor has correctly completed the pattern as written.

18. The Ground Jury has the option of awarding a re-ride to any competitor who, in the judge's opinion, is unable to complete a pattern for reasons that are out of the competitor's control. In the instance where a re-ride is warranted in the Ground Jury's opinion, the President of the Ground Jury should advise the competition management of such as soon as is possible.

19. Copies of the score sheets should be posted within one hour of class completion. Original judges score sheets must be returned to the FEI office with the show results.

Chapter IV Veterinary Inspections and Examinations, Medication Control and Passports of Horses

Article 312 Veterinary Inspections and Examinations

The Veterinary Inspections and Examinations must be conducted in accordance with the Veterinary Regulations and as laid down in the present Rules. See Annex III. In the Event of any inconsistency, the present rules shall govern.

Article 313 Medication Control

The Medication Control of horses must be conducted in accordance with the General Regulations and the Veterinary Regulations.

Article 314 Passports

1. Every horse entered for any competition at CRIs 1* and 2* in a foreign country, and all horses entered for CRIs 3* and 4*, CRIOS 3* and 4* and Championships whether at home or in foreign countries, must have an Official FEI Passport, or a National Passport approved by the FEI, as a means of identification and to establish ownership.

2. Horses taking part in CRIs 1* and 2* and in competitions limited to horses from the host nation or where no foreign horses are taking part, are not required to have a passport. All such horses must be properly registered and unless there is no national requirement for vaccination in the host country of origin, all horses must have a valid vaccination certificate.

Chapter V Patterns

Article 315 Patterns

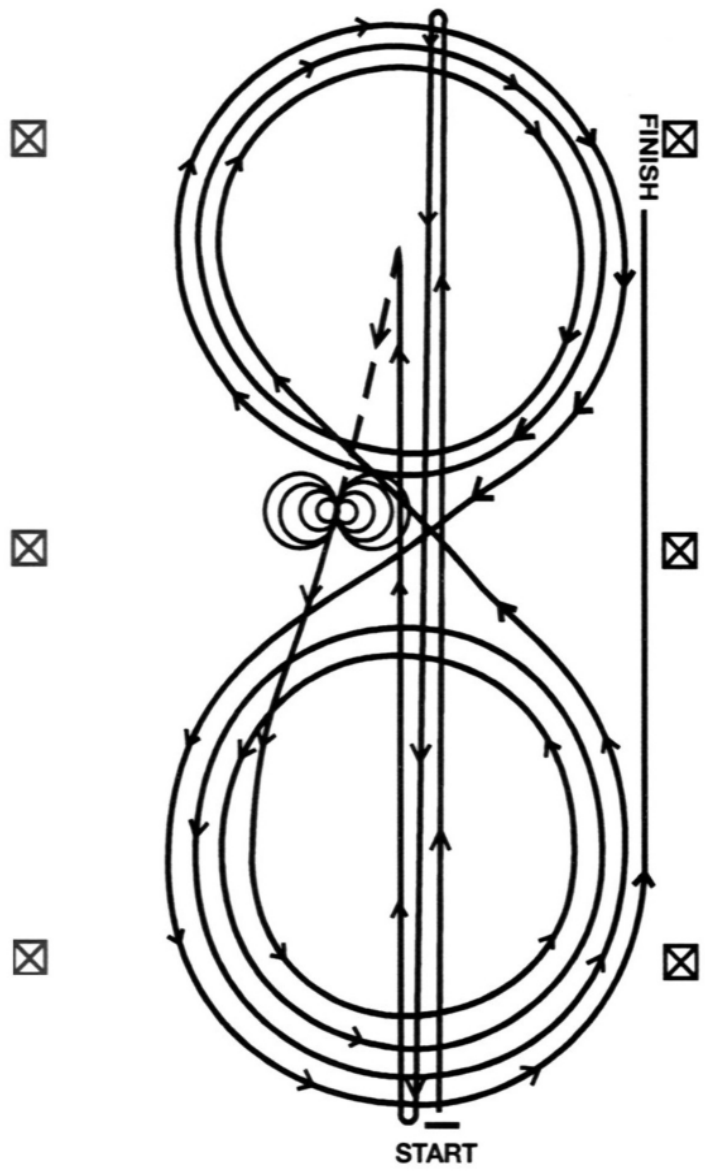
1. The following patterns are to be worked as stated, not as drawn. The drawn pattern is just to give the general idea of what the pattern will look like in the arena.
2. Markers will be placed on the wall or fence of the arena as follows:
 - a. At the centre of the arena
 - b. At least 50' (**15 metres**) from each end wall
3. Where designated in the Pattern for stops to be beyond a marker, the horse should begin his/her stop after he/she passes the specified marker.
4. Each pattern is drawn so that the bottom of the page represents the end of the arena entered by competitors and must be run as such. In the event that an arena has only one gate and it be in the exact middle of the side, that side shall represent the right side of the page the pattern is drawn on.
5. All horses will be judged immediately upon entering the arena and judging will cease after the last manoeuvre. Any fault incurred prior to the commencement of a pattern will be scored accordingly.
6. All judges' decisions are final.

Pattern 1

1. Run at speed to the far end of the arena past the end marker and do a left roll back - no hesitation.
2. Run to the opposite end of the arena past the end marker and do a right rollback - no hesitation.
3. Run past the centre marker and do a sliding stop. Back up to centre of the arena or at least ten feet (**3 metres**). Hesitate.
4. Complete four spins to the right. Hesitate
5. Complete four and one-quarter spins to the left so that horse is facing left wall or fence. Hesitate.
6. Beginning on the left lead, complete three circles to the left: the first circle large and fast; the second circle small and slow; the third circle large and fast. Change leads at the centre of the arena.
7. Complete three circles to the right: the first circle large and fast; the second circle small and slow; the third circle large and fast. Change leads at the centre of the arena.
8. Begin a large fast circle to the left but do not close this circle. Run straight up the side of the arena past the centre marker and do a sliding stop at least twenty feet (**6 metres**) from wall or fence. Hesitate to demonstrate the completion of the pattern.

~~Competitors must dismount and drop the bridle to the designated judge.~~
Equipment check according to Art. 311.16.

PATTERN 1



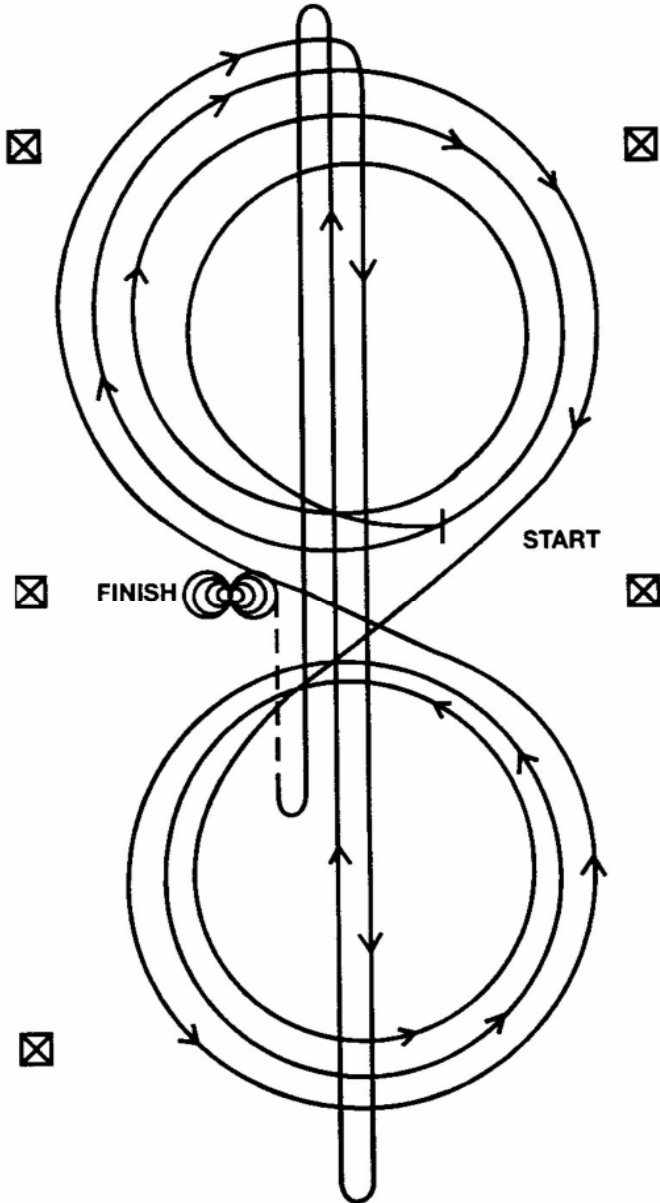
Pattern 2

Beginning at the centre of the arena facing the left wall or fence.

1. Beginning on the right lead, complete three circles to the right: the first circle small and slow; the next two circles large and fast. Change leads at the centre of the arena.
2. Complete three circles to the left: the first circle small and slow; the next two circles large and fast. Change leads at the centre of the arena.
3. Continue around previous circle to the right. At the top of the circle, run down the middle to the far end of the arena past the end marker and do a right roll back - no hesitation.
4. Run up the middle to the opposite end of the arena past the end marker and do a left roll back - no hesitation.
5. Run past the centre marker and do a sliding stop. Back up to the centre of the arena or at least ten feet (**3 metres**). Hesitate.
6. Complete four spins to the right. Hesitate.
7. Complete four spins to the left. Hesitate to demonstrate the completion of the pattern.

~~Competitors must dismount and drop the bridle to the designated judge.~~
Equipment check according to Art. 311.16.

PATTERN 2

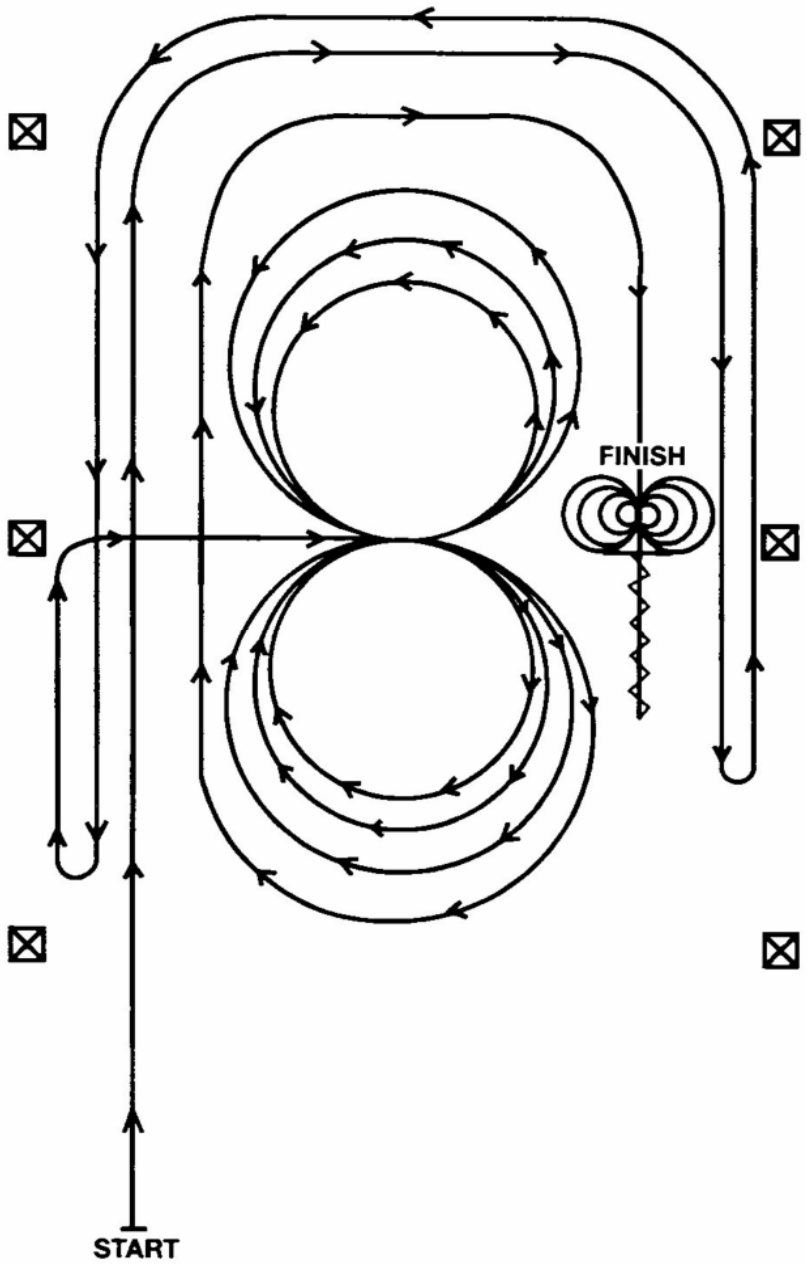


Pattern 3

1. Beginning, lope straight up the left side of the arena, circle the top end of the arena, run straight down the opposite or right side of the arena, staying at least twenty feet (**6 metres**) from the walls or fence, past the centre marker and do a left rollback - no hesitation.
2. Continue straight up the right side of the arena, circle back around the top of arena, staying at least twenty feet (**6 metres**) from the walls or fence, run straight down the left side of the arena past the centre marker and do a right rollback - no hesitation.
3. Continue up the left side of arena to the centre marker. At the centre marker, the horse should be on the right lead. Guide the horse to the centre of the arena on the right lead and complete three circles to the right: the first two circles large and fast; the third circle small and slow. Change leads at the centre of the arena.
4. Complete three circles to the left: the first two circles large and fast; the third circle small and slow. Change leads in the centre of the arena.
5. Begin a large fast circle to the right but do not close this circle. Continue up the left side of the arena, circle the top of the arena, staying at least twenty feet (**6 metres**) from the walls or fence run straight down the opposite or right side of the arena past the centre marker and do a sliding stop. Back up at least ten feet (**3 metres**). Hesitate.
6. Complete four spins to the right. Hesitate.
7. Complete four spins to the left. Hesitate to demonstrate completion of the pattern.

~~Competitors must dismount and drop the bridle to the designated judge.~~
Equipment check according to Art. 311.16.

PATTERN 3



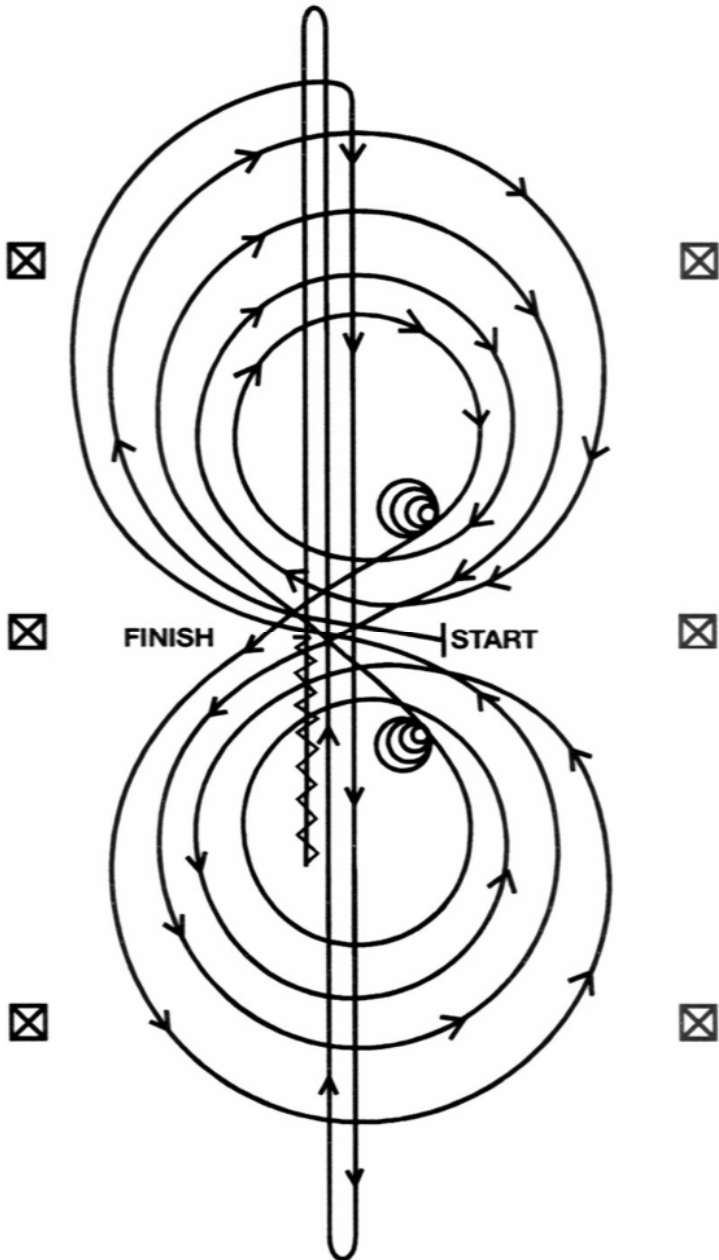
Pattern 4

Beginning at the centre of the arena facing the left wall or fence.

1. Beginning on the right lead, complete three circles to the right: the first two circles large and fast; the third circle small and slow. Stop at the centre of the arena. Hesitate.
2. Complete four spins to the right. Hesitate.
3. Beginning on the left lead, complete three circles to the left: the first two circles large and fast; the third circle small and slow. Stop at the centre of the arena. Hesitate.
4. Complete four spins to the left. Hesitate.
5. Beginning on right lead, run a large fast circle to the right, change leads at the centre of the arena, run a large fast circle to the left, and change leads at the centre of the arena (figure 8).
6. Continue around previous circle to the right. At the top of the circle, run down the middle to the far end of the arena past the end marker and do a right roll back - no hesitation.
7. Run up the middle to the opposite end of the arena past the end marker and do a left roll back - no hesitation.
8. Run past the centre marker and do a sliding stop. Back up to the centre of the arena or at least 10 feet (**3 metres**). Hesitate to demonstrate completion of the pattern.

~~Competitors must dismount and drop the bridle to the designated judge.~~
Equipment check according to Art. 311.16.

PATTERN 4



Pattern 5

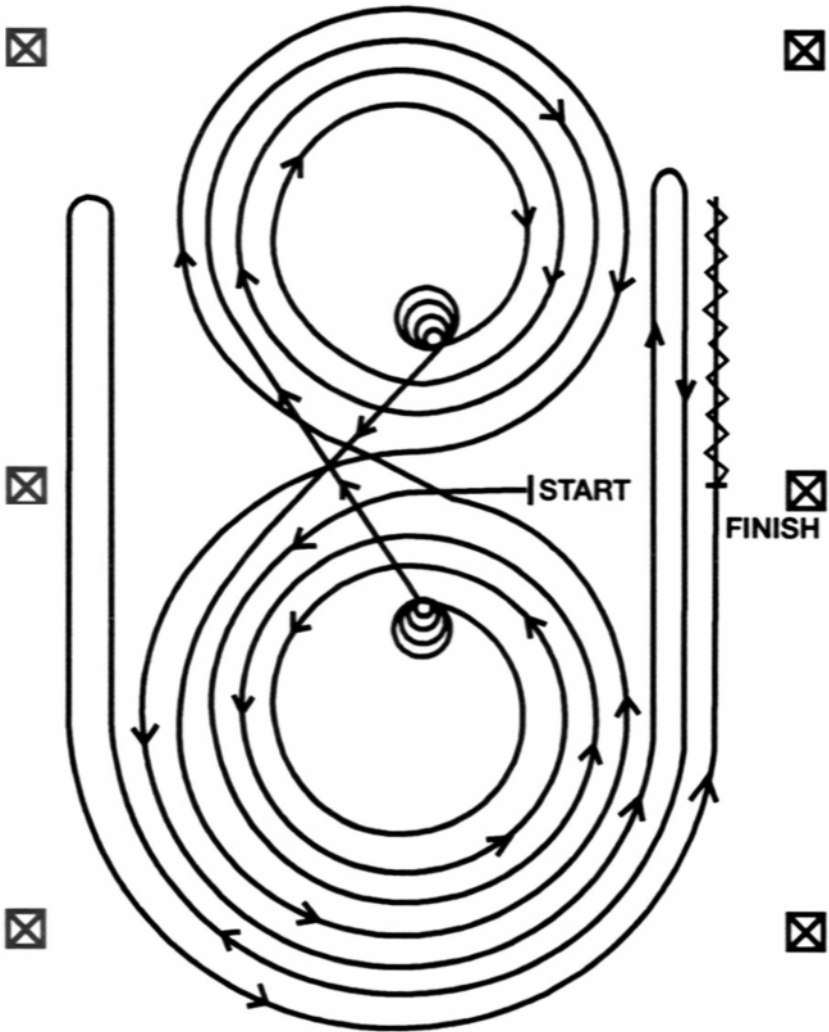
Beginning at the centre of the arena facing the left wall or fence.

1. Beginning on the left lead, complete three circles to the left: the first two circles large and fast; the third circle small and slow. Stop at the centre of the arena. Hesitate.
2. Complete four spins to the left. Hesitate.
3. Beginning on the right lead, complete three circles to the right: the first two circles large and fast; the third circle small and slow. Stop at the centre of the arena. Hesitate.
4. Complete four spins to the right. Hesitate.
5. Beginning on left lead, run a large fast circle to the left, change leads at the centre of the arena, run a large fast circle to the right, and change leads at the centre of the arena (figure 8).
6. Continue around previous circle to the left but do not close this circle. Run up the right side of the arena past the centre marker and do a right rollback at least twenty feet (**6 metres**) from the wall or fence - no hesitation.
7. Continue around previous circle but do not close this circle. Run up the left side of the arena past the centre marker and do a left rollback at least twenty feet (**6 metres**) from the wall or fence - no hesitation.
8. Continue back around previous circle but do not close this circle. Run up the right side of the arena past the centre marker and do a sliding stop at least twenty feet (**6 metres**) from the wall or fence. Back up at least ten feet (**3 metres**). Hesitate to demonstrate completion of the pattern.

~~Competitors must dismount and drop the bridle to the designated judge.~~

Equipment check according to Art. 311.16.

PATTERN 5



Pattern 6

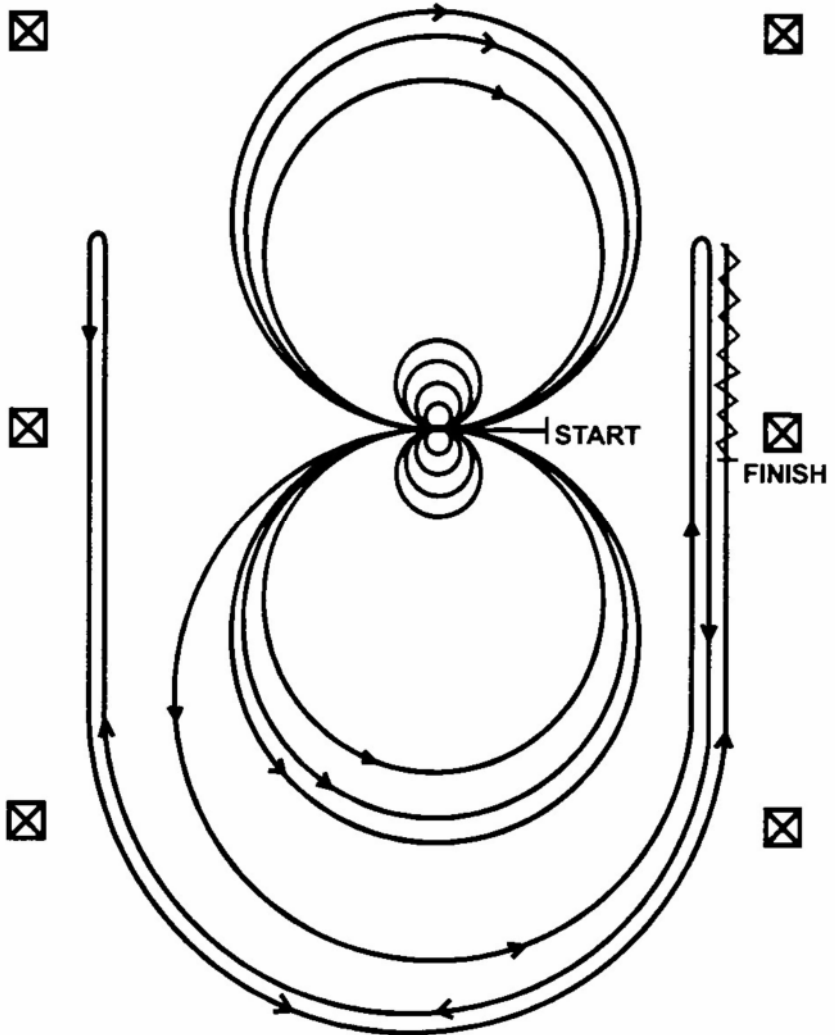
Beginning at the centre of the arena facing the left wall or fence

1. Complete four spins to the right. Hesitate.
2. Complete four spins to the left. Hesitate.
3. Beginning on the left lead, complete three circles to the left: the first two circles large and fast; the third circle small and slow. Change leads at the centre of the arena.
4. Complete three circles to the right: the first two circles large and fast; the third circle small and slow. Change leads at the centre of the arena.
5. Begin a large fast circle to the left but do not close this circle. Run up the right side of the arena past the centre marker and do a right rollback at least twenty feet (**6 metres**) from the wall or fence - no hesitation.
6. Continue back around previous circle but do not close this circle. Run up the left side of the arena past centre marker and do a left rollback at least twenty feet (**6 metres**) from the wall or fence - no hesitation.
7. Continue back around previous circle but do not close this circle. Run up the right side of the arena past the centre marker and do a sliding stop at least twenty feet (**6 metres**) from the wall or fence. Back up at least ten feet (**3 metres**). Hesitate to demonstrate the completion of the pattern.

~~Competitors must dismount and drop the bridle to the designated judge.~~

Equipment check according to Art. 311.16.

PATTERN 6

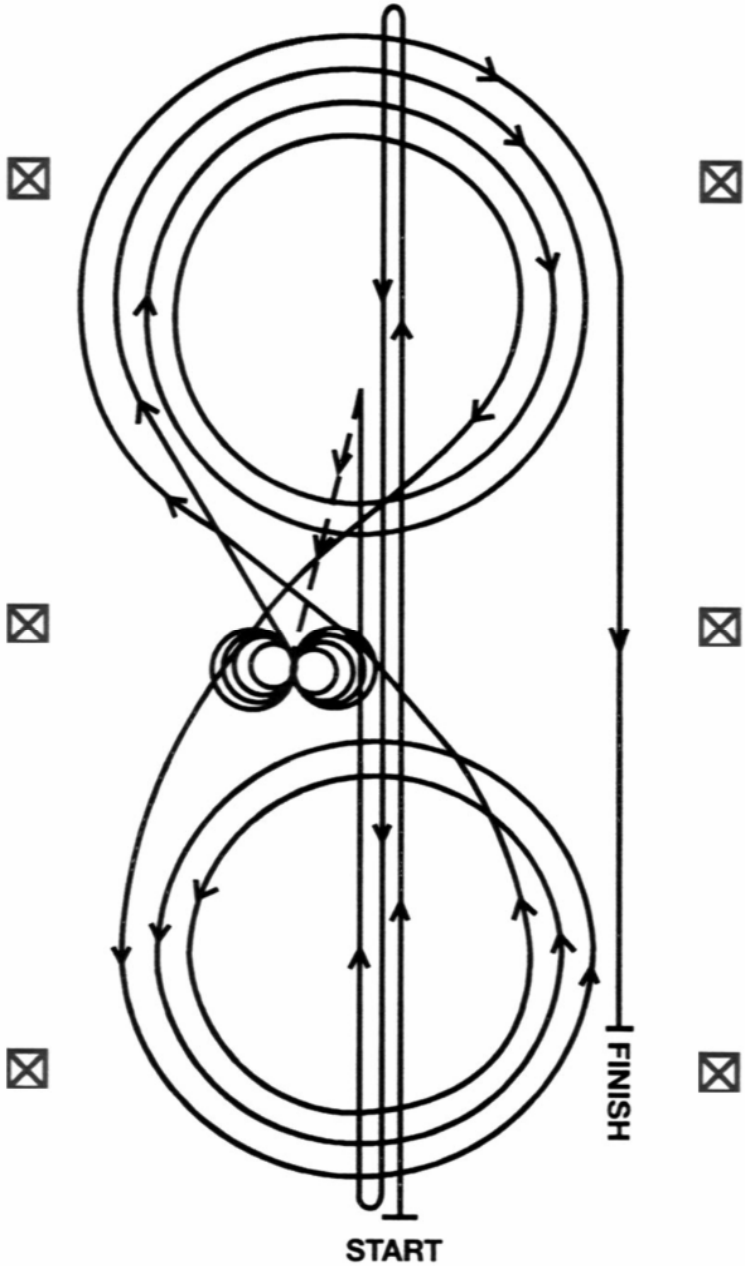


Pattern 7

1. Run at speed to the far end of the arena past the end marker and do a left rollback - no hesitation.
2. Run to the opposite end of the arena past the end marker and do a right rollback - no hesitation.
3. Run past the centre marker and do a sliding stop. Back up to the centre of the arena or at least ten feet (**3 metres**). Hesitate.
4. Complete four spins to the right. Hesitate.
5. Complete four and one-quarter spins to the left so that horse is facing left wall or fence. Hesitate.
6. Beginning on the right lead, complete three circles to the right: the first two circles large and fast; the third circle small and slow. Change leads at the centre of the arena.
7. Complete three circles to the left: the first two circles large and fast; the third circle small and slow. Change leads at the centre of the arena.
8. Begin a large fast circle to the right but do not close this circle. Run straight down the right side of the arena past the centre marker and do a sliding stop at least twenty feet (**6 metres**) from the wall or fence. Hesitate to demonstrate the completion of the pattern.

~~Competitors must dismount and drop the bridle to the designated judge.~~
Equipment check according to Art. 311.16.

PATTERN 7



Pattern 8

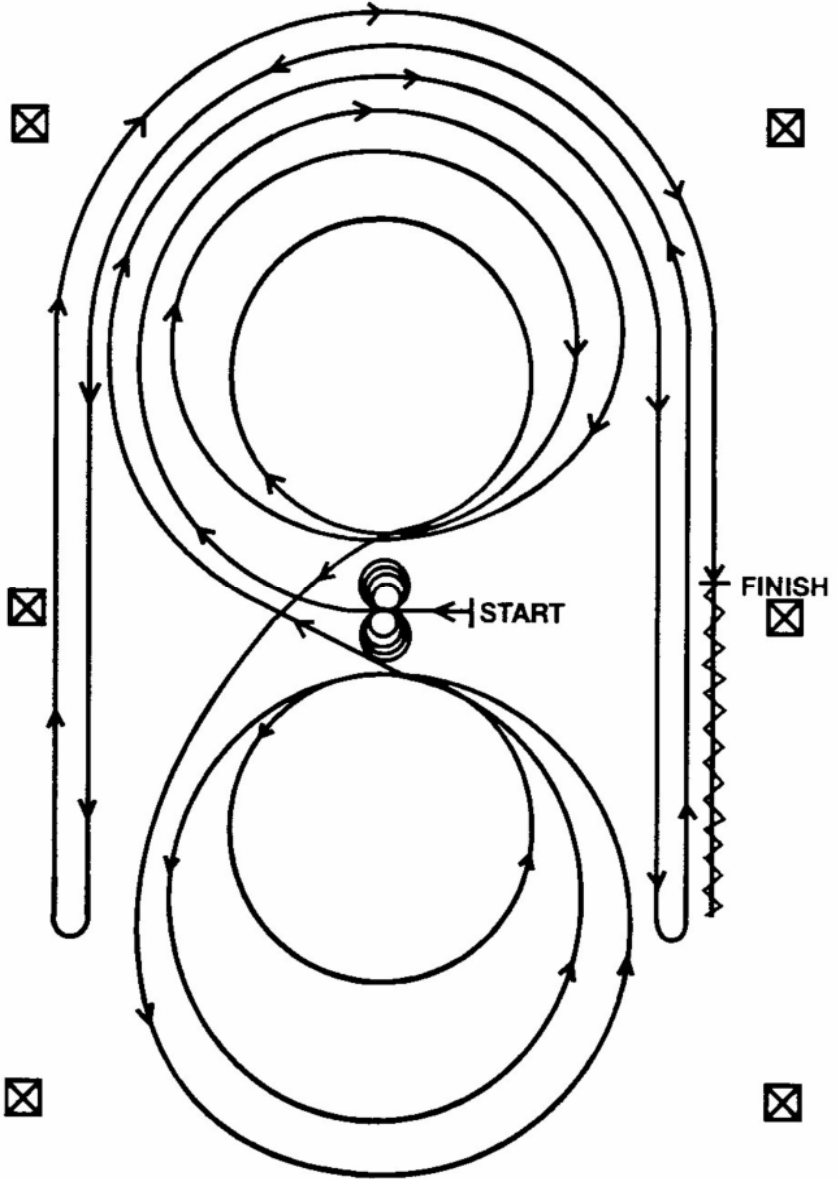
Beginning at the centre of the arena facing the left wall or fence.

1. Complete four spins to the left. Hesitate.
2. Complete four spins to the right. Hesitate.
3. Beginning on the right lead, complete three circles to the right: the first circle large and fast; the second circle small and slow; the third circle large and fast. Change leads at the centre of the arena.
4. Complete three circles to the left: the first circle large and fast; the second circle small and slow; the third circle large and fast. Change leads at the centre of the arena.
5. Begin a large fast circle to the right but do not close this circle. Run straight down the right side of the arena past the centre marker and do a left rollback at least twenty feet (**6 metres**) from the wall or fence - no hesitation.
6. Continue back around the previous circle but do not close this circle. Run down the left side of the arena past the centre marker and do a right rollback at least twenty feet (**6 metres**) from the wall or fence - no hesitation.
7. Continue back around the previous circle but do not close this circle. Run down the right side of the arena past the centre marker and do a sliding stop at least twenty feet (**6 metres**) from the wall or fence. Back up at least ten feet (**3 metres**). Hesitate to demonstrate the completion of the pattern.

~~Competitors must dismount and drop the bridle to the designated judge.~~

Equipment check according to Art. 311.16.

PATTERN 8

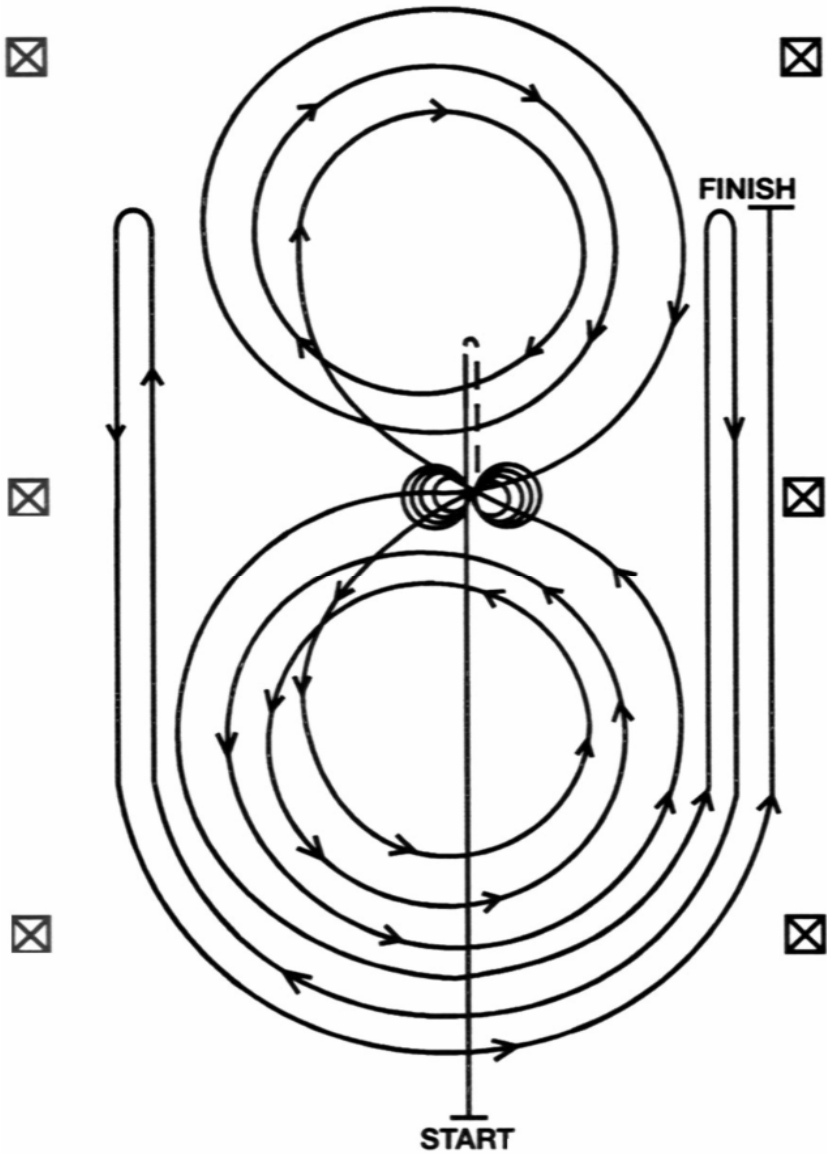


Pattern 9

1. Run past the centre marker and do a sliding stop. Back up to the centre of the arena or at least ten feet (**3 metres**). Hesitate.
2. Complete four spins to the right. Hesitate.
3. Complete four and one-quarter spins to the left so that horse is facing the left wall or fence. Hesitate.
4. Beginning on left lead, complete three circles to the left: the first circle small and slow; the next two circles large and fast. Change leads at the centre of the arena.
5. Complete three circles to the right: the first circle small and slow; the next two circles large and fast. Change leads at the centre of the arena.
6. Begin a large fast circle to the left but do not close this circle. Run up the right side of the arena past the centre marker and do a right rollback at least twenty feet (**6 metres**) from the wall or fence - no hesitation.
7. Continue back around the previous circle but do not close this circle. Run up the left side of the arena past the centre marker and do a left rollback at least twenty feet (**6 metres**) from the wall or fence - no hesitation.
8. Continue back around the previous circle but do not close this circle. Run up the right side of the arena past the centre marker and do a sliding stop at least twenty feet (**6 metres**) from the wall or fence. Hesitate to demonstrate the completion of the pattern.

~~Competitors must dismount and drop the bridle to the designated judge.~~
Equipment check according to Art. 311.16.

PATTERN 9

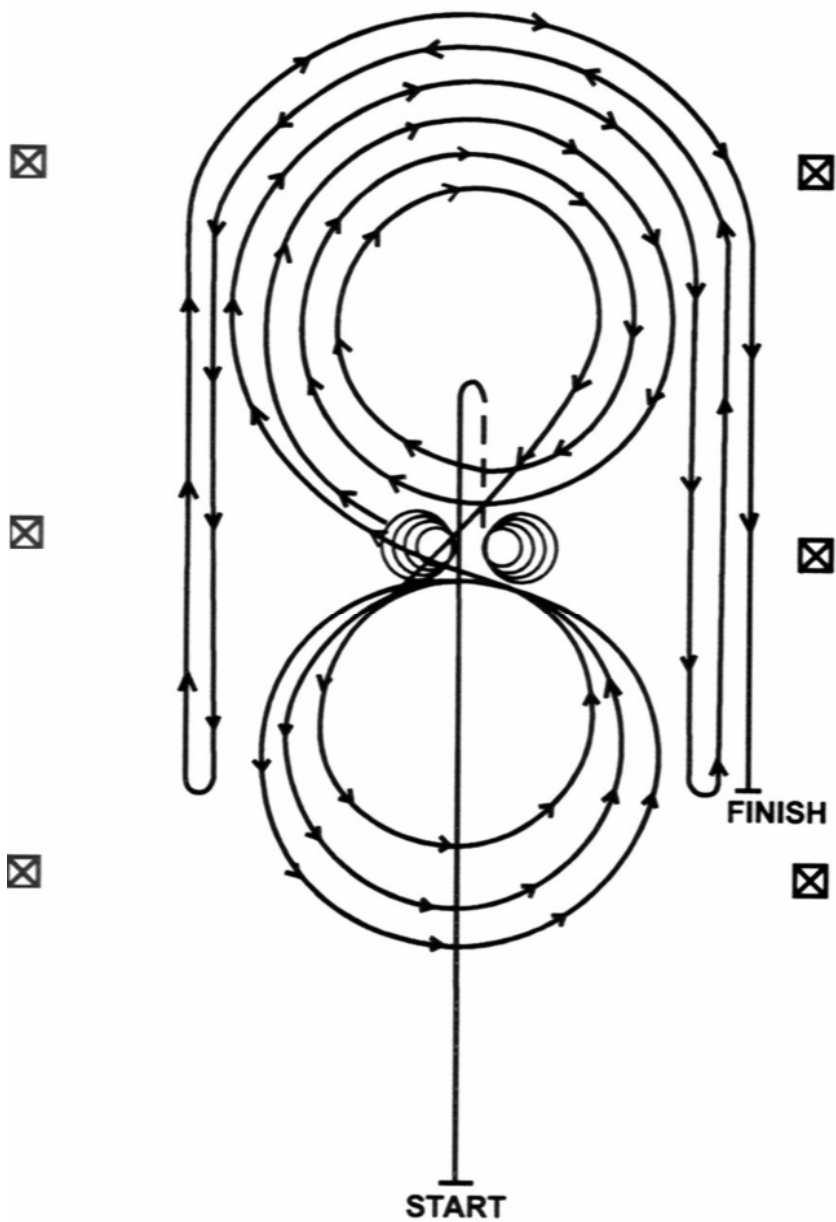


Pattern 10

1. Run past the centre marker and do a sliding stop. Back up to the centre of the arena or at least ten feet (**3 metres**). Hesitate.
2. Complete four spins to the right. Hesitate.
3. Complete four and one quarter spins to the left so that the horse is facing the left wall or fence. Hesitate.
4. Beginning on the right lead, complete three circles to the right: the first two circles large and fast, the third circle small and slow. Change leads at the centre of the arena.
5. Complete three circles to the left: the first circle small and slow, the next two circles large and fast. Change leads at the centre of the arena.
6. Begin a large fast circle to the right but do not close this circle. Run down the right side of the arena past the marker and do a left roll back at least twenty feet (**6 metres**) from the wall or fence, no hesitation.
7. Continue back around the previous circle but do not close this circle. Run down the left side of the arena past the centre and do a right roll back at least twenty feet (**6 metres**) from the wall or fence - no hesitation.
8. Continue back around previous circle but do not close this circle. Run down the right side of the arena past the centre marker and do a sliding stop at least twenty feet (**6 metres**) from the wall or fence. Hesitate to demonstrate completion of the pattern.

~~Competitors must dismount and drop the bridle to the designated judge.~~
Equipment check according to Art. 311.16.

PATTERN 10



Article 316 Freestyle Reining

1. Reining manoeuvres originated from moves that a cow horse must use in performing its duties and have been refined to the high level of competition existing today. Freestyle Reining not only provides an opportunity to use these manoeuvres creatively, but also to expand them to music by means of choreography. Competitors are encouraged to use musical scores, which permit them to show the athletic ability of the horse in a crowd appealing way. Music is mandatory in Freestyle.
2. The FEI Rules for Reining will apply to freestyle except where the following Rules pre-empt same.
3. Required manoeuvres will be defined as follows:
 - 3.1. A minimum of 4 consecutive spins to the right.
 - 3.2. A minimum of 4 consecutive spins to the left.
 - 3.3. A minimum of 3 stops.
 - 3.4. A minimum of 1 lead change at the canter from right to left.
 - 3.5. A minimum of 1 lead change at the canter from left to right.
4. Exhibitors will only be judged astride.
5. Exhibitors are allowed to use two hands (as well as one or no hands) and any bit approved by the FEI Reining Rules, as well as a snaffle bit or hackamore. (NB: a snaffle bit or hackamores are only permitted in freestyle competitions) The Snaffle bit must be smooth with a broken mouthpiece (conventional O-ring, egg butt or D ring) with ring no larger than 10 cms and no smaller than 5 cms. 2.5 cms in from the cheek the mouthpiece must be a minimum of 0.6 cm diameter with a gradual decrease to the centre of the snaffle. Optional curb strap is acceptable; however curb chains are not acceptable. A flexible braided rawhide or leather or rope bosal the core of which may be either rawhide or flexible cable, may be used in lieu of a snaffle bit, but can be no larger than 2 cms in diameter at the cheek; there must be a minimum of a 2-finger space (approximately 3 cms) between the bosal and the horse's nose. Absolutely no rigid material will be permitted under the jaw or in connection with the bosal regardless of how well covered or padded. Horsehair bosals are prohibited.
6. Failure to perform all the required manoeuvres or failure to complete the performance within the time limit will result in a 0.
7. Additional manoeuvres such as rollbacks, backups, speed variations, and non-classical reining manoeuvres such as half pass and side pass are appropriate in Freestyle and shall be given appropriate credit. Additional repetitions of required manoeuvres are appropriate, but will only add or subtract from the existing scores already given for the required manoeuvres, not as additional scores.
8. The time limit is a maximum of ~~4~~ **3½** minutes including any introductions. The time limit will be from the beginning of the music or from

the beginning of the introduction (whichever is first) and will end with the music.

9. Costumes are permitted but not required. Emphasis is placed on performing the reining manoeuvres to music.

10. Props are permitted but at no time may hinder the judges' view of the horse. The use of props will not add to the score.

Article 317 Judging of Freestyle Reining

1. Required manoeuvres in Freestyle will receive a score based on technical merit from the technical judges utilizing judges score sheets specifically designed for the Freestyle. Transitional manoeuvres and other manoeuvres not specified as reining manoeuvres will be evaluated and scored accordingly in a specified box and counted as a single manoeuvre score. If an artistic impression judge is used, they must use the Freestyle score sheet and are encouraged to include remarks regarding performance. In the event an artistic judge is not used, the technical judges will assess an artistic impression score in the box specified using a -2 to a +2 evaluation.

2. Tie breaker judge. One judge (not to be an artistic impression judge) shall be designated as the tiebreaker prior to the Freestyle class. In the event a tie still occurs (or the tie occurs with one judge), the technical merit scores will be tallied to break the tie. In the event a tie remains, the exhibitors tied will be declared co-champions.

3. Validating required manoeuvres will be the responsibility of the judges. At least one scribe will be used to assist in verifying the required manoeuvres for each horse as they are completed in the pattern.

4. Preliminaries are to be used at the discretion of show management and should use patterns in Article 315. Preliminaries may be held without music or costuming, but must allow the use of either one or two hands. The emphasis in the design of any preliminary should be on quality of competition.

5. Applause meters or Artistic impression judges should not represent more than 20% of the combined score and should only be used in conjunction with (minimum) two approved judges. When used in scoring, the following formulas should be applied to properly weigh the scores according to the above percentage and still produce a comparable numerical score as when three judges are used.

Score for Judge 1 should be multiplied by 1.2.

Score for Judge 2 should be multiplied by 1.2.

Score for the Applause Meter should be multiplied by 0.6. All three scores should then be added to determine the final score for placing.

6. The Organizing Committee will reserve the right to rule on music or dress that may be inappropriate or offensive to the spirit and nature of the

Event. The Organizing Committee may also determine the use of special lighting.

ANNEX I

Article 121 Entries - See General Regulations

1. The number of horses that may be entered for an event must be in accordance with the schedule, the GRs and the Rules of the relevant discipline.

2. All competitors invited or nominated for an international event must be entered by their NFs. All foreign competitors selected by their NFs, up to the maximum specified in the schedule, must be accepted by the OC. OCs may not accept any other entries.

3. The number of teams and individual competitors allowed to be entered to take part is laid down in the Rules for each discipline.

4. NFs may only enter competitors for World Championships and Olympic Games who are qualified under conditions decided by the relevant Technical Committee and approved by the Bureau and, where appropriate, the IOC.

5. If NFs enter more competitors and horses than the number allowed in the official team, the Chef d'Equipe must designate the competitors and horses selected for the official team before the start of the event (see Art. 126, "Declaration of Starters" and the relevant Rules for each discipline).

6. OCs may not limit the number of entries of eligible competitors or teams for a Championship.

7. Unless it is stated otherwise in the Rules or SRs, entries for Senior Championships must be made following the compulsory three phases outlined under paragraph 7.1, 7.2 and 7.3 below. For other events paragraph 7.2 shall not apply but other deadlines may be requested by NF/OC in the schedule.

7.1. Entries in principle

Must reach the OC at least eight weeks before the event is due to begin. Entry in principle means that an NF has the definite intention of sending competitors to participate in the event.

It must state whether the intention is to send only a team or a team and individuals or only individuals.

7.2. Nominated entries

Must reach the OC at least four weeks before the event and must include a list of the names of competitors and horses from which the Definite Entries and any substitutions will be chosen and state the number of competitors and horses which the NF intends to send. The number of nominated entries of competitors and horses must not exceed twice the number invited in the Schedule or prescribed by the Rules. Once the nominated entries have been sent in, NFs may send fewer competitors and/or horses but never more than

the number of nominated entries. NFs which are not represented after having made nominated entries and whose excuse is not acceptable to the OC shall be reported by the OC to the Secretary General for consideration of their excuse by the Judicial Committee.

7.3. Definite entries

Must reach the OC by letter or telecommunication at the latest four days preceding the beginning of the Event. These represent the final selection of competitors and horses that will travel to the event. The Definite Entries may not exceed the number listed and must be chosen from the list of names on the Nominated Entries, if any. After the Definite Entries have been sent in, substitutions of horses and/or competitors may only be made with the express permission of the OC.

8. Entry forms for horses must include the name/names, breed, sex, age, colour, country of birth, present nationality and passport number and, where appropriate, qualifications.

9. Should an NF send more competitors and/or horses than shown in the Nominated Entry the OC is not obliged to accommodate them or to allow them to participate in that event even if the Rules and schedule would allow such participation.

10. At an event, a competitor may withdraw any or all his/her horses from a competition, but he/she may not add a horse not previously entered for that competition without the approval of the OC and the Ground Jury.

11. Where an NF has made a nominated entry of a team and finds that it will be unable to send a team, it must immediately inform the OC.

12. Teams or Individual competitors who have been definitely entered by their NFs at any event and fail to take part without valid excuse must be reported by the Foreign Judge/Technical Delegate to the Secretary General for consideration by the Judicial Committee. Competing at another event staged at the same time does not constitute a valid excuse for failure to participate at an event.

13. An NF cannot make definite entries for the same competitor/horse combinations to more than one OC on penalty of disqualification of such competitor/horse combinations from the event where they eventually participate.

ANNEX II

Promotion of Judges (GR Art 149-150)

INTERNATIONAL CANDIDATE JUDGE

1. The FEI maintains a List of qualified International Candidate Judges, who have been recommended by their NFs and accepted by the FEI Reining Committee.
2. The qualifications for International Candidate Judges are as follows:
 - 2.1. To have acted as a member of a Ground Jury or Appeal Committee at a CRI or to have judged at major National Reining events during the previous two years.
 - 2.2. To speak one of the two official languages English or French.
 - 2.3. To have qualified at an FEI course by passing Reining judges testing requirements for International Candidate Judges.
 - 2.4. To be preferably under the age of 60.

INTERNATIONAL JUDGE

1. The FEI maintains a List of qualified International Judges recommended by their NFs and accepted by the FEI Reining Committee.
2. The qualifications for International Judges are as follows:
 - 2.1. To have acted at least twice in 4 years as a member of a Ground Jury or Appeal Committee at a CRI, CRIO or a Championship
 - 2.2. To have served as a Candidate Judge for at least two years or two complete seasons.
 - 2.3. To speak one of the two official languages English or French.
 - 2.4. To have qualified at an FEI course by passing Reining judges testing requirements for International Judges.

OFFICIAL INTERNATIONAL JUDGE

1. The FEI maintains a List of Official International Judges selected by the Bureau from the List of International Judges on the recommendation of the Reining Committee, based on technical merit and experience.

RE-QUALIFICATION OF JUDGES

All FEI Reining judges have to re-qualify every 2 years at a FEI Judges course to remain on the list of Judges.

ANNEX III

Veterinary Examinations, Inspections and Passport Controls (Interpretation of Article 1011 of the Veterinary Regulations)

1. Examination on Arrival

On arrival, or as soon as practicable following arrival, each horse must be examined by the Veterinary Delegate, or his/her Deputy, to establish the general state of health, identity and vaccination status of the horse.

The Examination should be conducted as follows, bearing in mind that the horses should proceed to their stables as quickly as possible and with the least inconvenience to all concerned:

1.1. Check the identity of the horse by comparison with the identification page in its passport. A practical and commonsense approach should be adopted.

1.2. Check that the vaccination requirements, currently in force, are in order and that all details in the passport are correctly completed.

1.3. Check the age of the horse, if the event or any competition is limited to horses of a specific age.

1.4. Carry out a clinical examination to ensure that the horse is not suffering from any infectious or contagious disease.

Any significant passport irregularities in the above should be drawn to the attention of the President of the Appeal Committee, as soon as practical. The President of the Appeal Committee must deal with such irregularities before the horse is allowed to compete.

2. Fitness inspection

Not later than the afternoon of the day preceding the first competition each horse must be inspected to determine its fitness to compete.

Horses reported as being unfit can be re-inspected by the same body and only in the presence of those directly concerned, before they are allowed to compete.

The Inspection should be conducted as follows:

2.1. Horses must be presented in either a head collar or bridle. Any other harness or equipment, i.e. rugs, bandages, etc. must be removed. No exception to this can be allowed.

2.2. No horse may be presented with its identity concealed in any manner by the application of paint or dye or any other substance.

2.3. The inspection must take place on a firm, level and clean but not slippery surface,

2.4. The horse must be presented in front of the Veterinary Commission/Delegate and Member(s) of the Ground Jury.

2.5. The Veterinary Commission/Delegate must check the identity of the horse and note any obvious sign of injury or disease.

2.6. The horse must be walked and trotted on a loose rein. The Veterinary Commission/Delegate and/or the Member(s) of the Ground Jury must note any signs of lameness. If necessary, walk and trot may be repeated. Unless special permission is given by the Veterinary Commission/Delegate and/or the Members of the Ground Jury no whip may be carried or used.

2.7. Before the horse leaves the inspection site the Member of the Ground Jury must announce the decision of the inspecting panel:

- Accepted
- Not accepted
- Re-inspection

In a doubtful case the Inspecting Committee may direct that the horse be placed in an officially supervised holding area for a further inspection immediately after the last horse has been inspected. The Examining Veterinarian, who must have specific orthopaedic experience, will, in consultation with the Team Veterinarian or the Individual Competitors' Private Veterinarian, examine the horse while it is in the holding area. He/She will report his/her findings to the Inspecting Committee, which will then re-inspect the horse immediately after the last horse or at a suitable break during the Horse Inspection and make a final decision. In the event of equality of votes, the President of the Ground Jury will have the deciding vote and the decision will be announced immediately.

2.8. Chefs d'Equipe must be present with their team horses in addition to their grooms and/or their competitors.

2.9. Persons Responsible (competitors) must be present with individual horses, in addition to their grooms.

2.10. All those involved with the horse undergoing inspection must be neatly attired.

2.11. It is emphasised that this is not a detailed veterinary examination and it should be completed as quickly as possible, consistent with achieving its purpose.

3. Ground Jury, Appeal Committee and Veterinary Commission-Liaison

3.1. Ground Jury

3.1.1. Responsibilities of Veterinary Commission (Art. 1009)

The Veterinary Commission shall report to the Ground Jury (if appropriate) on all matters other than of a purely technical veterinary nature.

3.1.2. Veterinary Examinations, Inspections and Passport Controls (Art. 142 + Art. 10 11)

The Veterinary Commission shall report to the Ground Jury any horses considered to be unfit at the Examination on arrival. Such horses must be re-inspected by the Ground Jury together with the Veterinary Commission before they are allowed to compete. The President of the Ground Jury must also be informed of any horses, which have been refused permission to compete.

3.1.3. Selection of Horses to be Sampled for Medication Control (Art. 1017)

The President of the Ground Jury advised by the Veterinary Commission/FEI Veterinary Delegate is responsible for the random and specific selection of horses to be sampled during the event. At World Championships the Secretary General or his/her representative, shall act in an advisory capacity.

3.1.4. Abuse of Horses (Art. 143)

Any case of alleged Abuse of Horses must be reported to the Chief Steward and the Ground Jury, if appropriate.

3.2. Appeal Committee

3.2.1. Responsibilities of Veterinary Commission (Art. 1009)

The Veterinary Commission shall report to the Appeal Committee (if appropriate) on all matters other than of a purely technical veterinary nature.

3.2.2. Veterinary Examinations, Inspections and Passport Controls (Art. 1011)

The Veterinary Commission shall report to the President of the Appeal Committee details of any significant passport irregularities as soon as practical, following the Examination on arrival. These matters should be dealt with, in accordance with guidelines issued by the FEI, before the horse is allowed to compete. If the Ground Jury does not act on a recommendation of the Veterinary Commission not to allow a horse to compete, the circumstances must be reported to the Appeal Committee.

3.2.3. Procedure for Sampling (Art. 1019)

A refusal or wilful obstruction by any person to submit a horse for sampling must be reported immediately to the Appeal Committee.

ANNEX IV Stable Security at Reining Events

1. Minimum FEI Stable Security

Requirements for CRI 3*, CRI 4*s and CRIOS, Championships and Games refer to Article 1005 of the FEI Veterinary Regulations.

2. Reduced Stable Security

The following provisional measures for minor Reining events (CRI1* and 2*) and for CRIs outside Western Europe are implemented on an experimental basis and will be reviewed annually.

CRIs outside Western Europe

Vet. Regs Art. 1005.2.4, 1005.2.5.1 and 1005.2.5.2 will not apply to CRIs outside Western Europe. However, reduced stable security requirements must always be met.

Requirements

1. Horses must be stabled at the venue.
2. Whenever possible, stabling horses from the same country together. The provision of adequate isolation for horses particularly those arriving from other countries. In regard to Equine Influenza, if an event is held in conjunction with a National event (classes), the vaccinated horses must be separately stabled from the non-vaccinated ones.
3. The welfare of horses must not be compromised in any way.
4. Organisers will be required to ensure that the stable area(s) at their events are controlled by Stable Manager(s) and Stewards on a 24 hour basis, to guard against horses getting colic, being cast in their boxes and, e.g. the risk of fire, etc.
5. Security fences and access control will not be compulsory. However, the Vet. Delegate or the Foreign Judge/Technical Delegate (Gen Regs 152.5) have the right to require these measures or that a rope limit be set in order to ensure that vehicles are not parked too close etc. should it be needed for practical reasons.

Simultaneous events

If two events of different categories/disciplines are held simultaneously, the higher level of stable security is automatically required.

ANNEX V

RULES FOR YOUNG RIDERS, JUNIOR and CHILDREN REINING EVENTS

Effective 1st January 2007

Chapter I Introduction

Art YR J Ch- 0 GENERAL

Young Rider, Junior and Children participation is an important element in the development of the Equestrian Sport in the world. The objective of the following Regulations is to standardise types of Reining Events and Competitions for Young Riders, Juniors and Children throughout the world, taking into account specific problems applying exclusively to Young Riders, Juniors and Children.

Art YR J Ch- 1 PRIORITY OF THE REGULATIONS

In all matters not covered by the present FEI Regulations, the General Regulations, the Veterinary Regulations and the Rules for senior Reining Events shall apply.

Art YR J Ch- 2 DEFINITION

DEFINITION OF A YOUNG RIDER

A person may compete as a Young Rider from the beginning of the calendar year in which he reaches the age of 16 until the end of the calendar year in which he reaches the age of 21.

DEFINITION OF A JUNIOR

A person may compete as a Junior from the beginning of the calendar year in which he reaches the age of 14 until the end of the year in which he reaches the age of 18.

DEFINITION OF A CHILD

A child may compete as a child from the beginning of the calendar year in which he reaches the age of 12 until the end of the calendar year in which he reaches the age of 14.

Chapter II International Events and Championships

Art YR J Ch- 3 INTERNATIONAL EVENTS

1. Types of Events. The following types of Events for Young Riders, Juniors and Children are established:

- 1.1. International Events (CRIYs – CRIJs – CRI-Ch) and
- 1.2. Official International Events (CRIOYs – CRIJs – CRIOs-Ch) and
- 1.3. Championships.

2. A CRIY/CRIJ/CRI-Ch may not be organised in the two weeks preceding a Championship for Young Riders/Juniors or a CRIOY/CRIOJ/CRI-Ch without the specific permission of the Organising Committee of this Championship or of this CRIOY/CRIOJ/CRIO-CH and without the agreement of the Secretary General of the FEI.

3. International Events (CRIY/CRIJ/CRI-Ch)

3.1. A CRIY/CRIJ/CRI-Ch is an International Event open to individual competitors from the host country and from an unrestricted number of foreign countries.

No unofficial Team competition (Nations Cup) may be held during a CRIOY/CRIOJ/CRI-Ch.

4. Official International Events (CRIOY/CRIOJ/CRI-Ch)

4.1. A CRIOY/CRIOJ/CRI-Ch is an International Event open to three or more countries represented by teams.

4.2. It must include the official competitions for teams and individuals as specified in the rules of the appropriate Championships as laid down in the present Regulations.

Art YRJ-Ch- 4 CHAMPIONSHIPS

1. The Championships must be organised in strict accordance with the General Regulations, the Rules for senior Reining Events, the present specific Regulations, and as specified hereunder.

2. In principle, the Championships can only be held if at least four nations are represented, except outside of Europe where they may be held with any number of regional teams from at least two countries (including the host nation). A nation which withdraws after the closing date for the entries and before the start of the Championship is, however, considered as represented and therefore count.

3. The Championships should be held some time during a long school holiday.

4. The Championships should be held as an indoor competition.

5. Reasonable entry/starting fees may be charged. Prize money for Young Riders and Juniors must be kept moderate. Only prizes in kind are allowed for Children's competitions.

Chapter III Eligibility at International Events and Championships

Art YR-J-Ch- 5 GENERAL

Young Riders

1. CRIs and Championships for Young Riders are open to competitors from the beginning of the year in which they reach the age of 16 until the end of the year in which they reach the age of 21.
2. The participation of a Young Rider in a Championship in one discipline for Young Riders does not exclude the same rider on another horse from participating in a Championship for Seniors in another discipline, if he has reached the appropriate age.
3. Once a competitor has taken part in a Championship for Young Riders in any discipline, he can no longer go back to a Championship for Juniors in the same discipline.
4. Once a competitor has taken part in a Championship for Seniors in a particular discipline, he can no longer go back to a Championship for Young Riders in the same discipline.

Juniors

1. CRIs and Championships for Juniors are open to competitors from the beginning of the year in which they reach the age of 14 until the end of the year in which they reach the age of 18.
2. A Junior (during his 18th year) who has taken part in a Senior Continental or World Championship - is no longer eligible to compete, neither as a Junior nor as a Young Rider, in any international Reining events for Juniors or Young Riders with the same horse.

Children

1. CRIs and Championships for Children are open to child competitors from the beginning of the calendar year in which he/she reaches the age of 12 until the end of the calendar year in which he reaches the age of 14.
2. A Child (during his 14th year) who has taken part in a Junior Continental Championship is no longer eligible to compete as a child, in any international Reining events for Children with the same horse within the same calendar year.

Horses

Horses must be minimum 6 years of age, be registered with a National Federation and hold a valid FEI registration/FEI Passport. See Categories of Reining Events Annex VIII. Stallions/Entires may not be ridden by Children and Junior riders in FEI Reining events.

Identification: Horses must be stabled in the designated stables throughout the entire event. Failure to do so will entail disqualification.

Each horse keeps the same identification number as provided by the Organising Committee upon arrival throughout the event. It is compulsory that this number be worn by the horse whenever it leaves the stables, so that it may be identified by all officials including the stewards. Failure to display this identification number incurs first a warning and, in case of a repeated offence, a fine imposed on the competitor by the Ground Jury or the Appeal Committee according to FEI legal procedure.

Art YR-J-Ch- 6 PARTICIPATION

1. Young Riders/Juniors may not compete both in a Championship for Young Riders or Juniors and in a Championship for Seniors in the same year.
2. A Young Rider/Junior who has taken part in an International Championship for Seniors or in Regional is no longer eligible to take part in any international Reining events for Young Riders/Juniors. The participation of a Young Rider/Junior in any other international Reining events for Seniors does not, however, affect his status as a Young Rider/Junior.
3. Qualification Standards for riders will be established from case to case for all Continental Championships. These will be published prior to 1st January of each year.

Chapter IV Rules for International Events and Championships

Art YR J Ch - 7 PATTERNS, EQUIPMENT, DRESS, JUDGES, TECHNICAL DELEGATE

1. Reining Events for Young Riders/Juniors are held in general under the same rules as those laid down for the Reining Events for Seniors.

2. Patterns

The Official FEI Reining Patterns can be found under Chapter V Patterns.

3. Equipment

Must be in accordance with Article 304 of the Rules for Reining Events.

4. Dress

Must be in accordance with Article 303 of the Rules for Reining Events.

5. Judges

CRIY/ CRIJ /CRI-Ch

Minimum 1 FEI Judge, who does not need to be foreign (see CRI1*)

CRIYO/CRIOJ /CRIO-Ch

Minimum 3 FEI Judges, of which at least one must be foreign.

Championships.

Five FEI Judges are appointed for Championships. The FEI Reining Committee will appoint the Ground Jury members for Championships.

Organising Committees are strongly advised to include in the Ground Jury and the Appeal Committee, officials who have experience in competitions for Young Riders/Juniors/Children

6. Technical Delegate

The FEI Reining Committee will appoint a Technical Delegate in addition to the Ground Jury for Championships.

7. Appeal Committee

Appeal Committee not required for CRIYR – CRIJ – CRI-Ch. Appendix E of the General regulations applies.

Appeal Committee required for CRIYO – CRIYO – CRIO-Ch as per the General Regulations Art. 154.

Chapter V Other Specifications

Art YR-J-CH-8 EXPENSES AND PRIVILEGES

1. Events

Organising Committees of Events open to Young Riders/Juniors/Children are free to offer and negotiate financial and accommodation assistance, either in hotels or youth hostels, or with private families, with the National Federations of the invited competitors. The General Regulations do not apply to these Events but may serve as a basis for negotiation by the Organising Committees.

2. Championships and CRIYO/CRIOJ/CRIO-Ch

2.1. NFs are responsible for the travelling expenses of their own Chefs d'Equipe, competitors, grooms and horses to and from the location of these Championships and CRIO-Y-J-Ch events.

2.2. For the Organising Committees, the same applies as under paragraph 1 but with the following minimum:

- Stabling and fodder for the horses

In principle stabling and fodder should be free of charge, but it is left to the decision of the Organising Committee if they wish to charge a reasonable fee. If charged, it must be stated in the draft schedule.

- Possibility for the grooms to stay in the immediate vicinity of the stables.

- One main meal, preferably in the evening for riders and Chefs d'Equipe (either on the showground or otherwise).

- If accommodation is not offered free, then suitable accommodation should be arranged or recommended and prices for same quoted in the schedule.

- Article 133.1 of the General Regulations (owners of horses) to apply.

- Agent and Veterinary fees for entering and leaving the frontier of the organising country and/or the show grounds to be arranged and paid by the Organising Committee.

2.3. The General Regulations apply in the case of Officials.

3. All privileges are to be awarded from one day before the Veterinary Inspection of the Event or the Championship until one day after.

4. The Chefs d'Equipe are responsible for the behaviour of their teams and/or individuals throughout the event. They and their NF are responsible for any damages that occur. If the competitors are not lodged in private homes the Chefs d'Equipe must stay with their teams and/or individuals.

During CRIYO/CRIJO/CRIO-Ch and Championships, the Appeal Committee has the authority to assess any costs for damages. According to the FEI legal system the Appeal Committee may impose a fine and has the right to disqualify the team and/or individuals with unacceptable behavior at any stage throughout the Event.

Art YR-J-Ch- 9 PRIZES

1. Prize money at a low level or prizes in kind must be awarded in Young Riders and Juniors Events. Prizes in kind are preferable for Junior events.

Prize money is not allowed for Children Events but only prizes in kind may be awarded.

2. In all Events except FEI Championships, one rosette and a prize in kind or a souvenir, if prize money is not given, must be awarded for each commenced four competitors with a minimum of five prizes. It is recommended that stable plaques should be awarded to a minimum of the first four individuals.

3. In FEI Championships, the following minimum number of awards must be presented:

3.1. In the Team Championship, FEI medals for the first three teams (see General Regulations). Cups will be distributed at the General Assembly to the winning NF. In addition, prize money to horse owners and/or prizes in kind, plaques and rosettes for each of the competitors in the teams taking the first four places.

3.2. In the Individual Championship, FEI medals (see General Regulations). In addition prize money and/or prizes in kind, plaques and rosettes at a rate of one prize for each commenced four competitors with a minimum of five prizes.

3.3. At FEI Championships, the prize-giving and medal ceremony should be given highest importance and should be held in the arena.

3.4. All Chefs d'Equipe and competitors should be presented with a rosette, souvenir or a plaque by the Organising Committee.

Art YR-J-Ch- 10 SCHOOLING OF HORSES

Restrictions on Schooling horses

1. All schooling must be in the designated arena(s)

2. Immediately after the Horse Inspection:

Any horse(s) taking part in a CRI/CRIO may only be ridden by the competitor who will ride the horse in the competition. The penalty for violating the rule shall be immediate disqualification.

Art YR-J-Ch- 11 SCHEDULE

See General Regulations Art. 115.

In addition, the schedule must state the following:

- 1.1. Lodging of Chefs d'Equipe and competitors which may be in a hotel or with private families.
- 1.2. Arrangements for parents including a list of hotels where parents can book directly and not through the Organising Committee.
- 1.3. Arrival and departure dates, outside which no expenses will be paid.
- 1.4. Other useful information such as event access map, passport and visa requirements, climate, type of clothing needed, etc.
2. Several copies of this schedule should be sent to all NFs at least eight weeks before the start of the Event and Championship.
3. Approximate starting and finishing time.

Chapter VI Continental and Regional Reining Championships

Art YR-J-Ch- 12 ENTRIES

1. After the approval of the Secretary General of the FEI, the schedule together with the invitation, are sent to the appropriate NFs of the Continent or Region by the NF of the host country.

2. Teams

An NF may enter one team. Each team is composed of three competitors and three horses or four competitors and four horses. In addition one reserve rider/horse combination is allowed.

In a team composed of four competitors, only the three best scores count for the team result. Each competitor may ride only one horse in the Championship. The Organising Committee must extend an invitation to the Chef d'Equipe who will be given the same privileges as the competitors. However, outside Europe, the NFs concerned may determine the number of teams and the regional basis for team representation.

No individuals in addition to a team are allowed.

4. Individuals instead of teams

An NF which cannot send a team may enter one or two individual competitors, each with one horse.

5. Grooms.

NFs are entitled to send one groom for each horse.

6. NFs must make their entries in three phases in accordance with the General Regulations.

Art YR-J-Ch- 13 QUALIFICATIONS

1. Horses

1.1. Horses must be six years old. See Art 302.2 of the Reining Rules.

1.2. In the event of the Championship being held at the same time or almost at the same time and at the same place as a Senior Championship, CRIO or CRI, no horse may compete or be ridden by a Young Rider / Junior / Child as well as by a Senior during these Events.

2. Competitors

The qualifications must strictly comply with Article YR-J-CH-6

Art YR-J-Ch -14 COMPETITIONS AND PATTERNS

1. The competitions will comprise:

A. The Team Reining Championship

A1 This is the Team Reining Competition.

Patterns to be ridden: Selected from one of the FEI recognized patterns in accordance with Annex V

B. Individual Reining Championship

The Final Individual Competition which is limited to and compulsory for the best 15 out of the team competition

There will be no adding of percentages from the team competition and individual competition.

In case of certified illness of rider and/or horse, the next rider/horse combination in the respective classification will move up to fill the number of combinations allowed.

The draw for starting order

- | | |
|---------------------|--|
| 1. Team Competition | Refer to Article 308.3 |
| 2. Individual Final | Starting order in reverse order of result from Team competition. |

Art YR-J-Ch-15 TEAM CLASSIFICATION

1. In the team competition, the winning team (three best competitors) is the one with the highest total score, the second is the one with the next highest total score, and so on. Refer to Art 311.

Art YR-J-Ch-16 INDIVIDUAL CLASSIFICATION

In all competitions the winner is the one with the highest score, the second is the one with the next highest score, and so on. Refer to Article 311.

**Annex VI Categories of Reining Events,
1 January 2007**

	CRI1*	CRI 2*	CRI 3* CRIO 3*	CRI 4* CRIO 4* CHAMPION- SHIPS	CRI Y / J /Ch CRIO- Y CRIO-J CRIO-Ch
Participation	No restriction on the number of NFs. Horses per rider left to the discretion of OC	No restriction on the number of NFs. Horses per rider left to the discretion of OC	No restriction on the number of NFs. Horses per rider left to the discretion of OC.	No restriction on the number of NFs. Horses per rider left to the discretion of OC.	No restriction on the number of NFs. Horses per rider left to the discretion of OC.
Age	Riders from 18 years.	Riders from 18 years.	Riders from 18 years.	Riders from 18 years.	Young Riders: 16 to 21, Juniors: 14 to 18, Children: 12 to 14
Horses	Horses: from 6 years	Horses: from 6 years	Horses: from 6 years	Horses: from 6 years	Horses: from 6 years. No stallions/entires may be ridden by riders under 18 years.
Riders	Riders living abroad may	Riders living abroad may	Riders may only participate under the	Riders may only participate under the	Riders living abroad may

	compete in events of their host country, with permission from the NF of their host country	compete in events of their host country, with permission from the NF of their host country	jurisdiction of the country from which they hold their passport.	jurisdiction of the country from which they hold their passport.	participate under the jurisdiction of their host country if under 18
Horse Passports	FEI passport not required if competing in their home country - these horses must be registered with their NF, be identifiable by diagram and have a valid vaccination certificate.	FEI passport not required if competing in their home country - these horses must be registered with their NF, be identifiable by diagram and have a valid vaccination certificate	FEI Passport (see also GR Art 139)	FEI Passport (see also GR Art 139)	FEI passport not required if competing in their home country - these horses must be registered with their NF, be identifiable by diagram and have a valid vaccination certificate.
Stable Security	Reduced Stable security. Refer to Annex IV	Reduced Stable security. Refer to Annex IV	Minimum FEI stable security requirements to be met.	Minimum FEI Stable Security requirements to be met.	Reduced Stable security. Refer to Annex IV For Championships minimum FEI stable requirements must be met.
Prize money	Less than CHF 2.400	CHF 2.401 to 9.000	CRI3* CHF 9.001 to 12.000 CRIO 3* less than CHF 12.000	More than CHF 12.001	Less than CHF 2.400 for YR and Juniors. Prizes in kind are

					preferable. Children: Only prizes in kind.
Officials	Minimum 1 FEI judge, who does not need to be foreign.	Minimum 2 FEI judges who do not need to be foreign.	Minimum 3 FEI Judges. 1 must be foreign.	5 FEI Judges appointed by the OC in consulta- tion with the FEI. 2 must be foreign. <u>Champion- ships:</u> 5 FEI Judges selected by the Reining Committee.	Minimum 1 FEI judge, who does not need to be foreign. <u>CRIQY-J- CH:</u> Minimum 3 FEI judges of which at least one must be foreign. <u>Champion- ships:</u> 5 FEI Judges selected by the Reining Committee
Appeal Committee	Not required. (See GR Appendix E)	Not required. (See GR Appendix E)	Required	Required	Only required for Champion- ships and CRIQs
Vet. Exam/ Inspection	Inspections and examina- tions required in accordance with the rules.	Inspections and examina- tions required in accordance with the rules.	Inspections and examina- tions required in accordance with the rules.	Inspections and examina- tions required in accordance with the rules.	Inspections and examina- tions required in accordance with the rules.
Calendar	Subject to initial registration fee. Calendar dates may be added at any time without additional charge but not later	Subject to initial registration fee. Calendar dates may be added at any time without additional charge but not later	Application sent to the FEI by 1 October the year preceding the event – GR Art 117.	Application sent to the FEI by 1 October the year preceding the event. GR Art 117.	Subject to initial registration fee. Calendar dates may be added at any time without additional charge but not later

	than 8 weeks prior to the event.	than 8 weeks prior to the event.			than 8 weeks prior to the event.
Draft Schedule approval	To be sent to the FEI 8 weeks before the event takes place. Copies of the approved definite schedule to be sent to the FEI 4 weeks before the event.	To be sent to the FEI 8 weeks before the event takes place. Copies of the approved definite schedule to be sent to the FEI 4 weeks before the event.	To be sent to the FEI 16 weeks before the event takes place. Copies of the approved definite schedule to be sent to the FEI 4 weeks before the event.	To be sent to the FEI 16 weeks before the event takes place. Copies of the approved definite schedule to be sent to the FEI 4 weeks before the event.	To be sent to the FEI 8 weeks before the event takes place. Copies of the approved definite schedule to be sent to the FEI 4 weeks before the event.
Results	Results must be sent to the FEI immediately following the event.	Results must be sent to the FEI immediately following the event.	Results must be sent to the FEI immediately following the event.	Results must be sent to the FEI immediately following the event.	Results must be sent to the FEI immediately following the event.